

The ruins




Small cave

White route - 9/10- 2km

Starts at Fish eagle dam & ends at the top of the waterfall

Boundry fence

Boundry fence



Cellphone tower



N

Boundry fence

Top of the waterfall

Yellow route - 5/10- 1km

Starts & finishes behind chalet 1




The waterfall



Fish eagle dam



Chalets



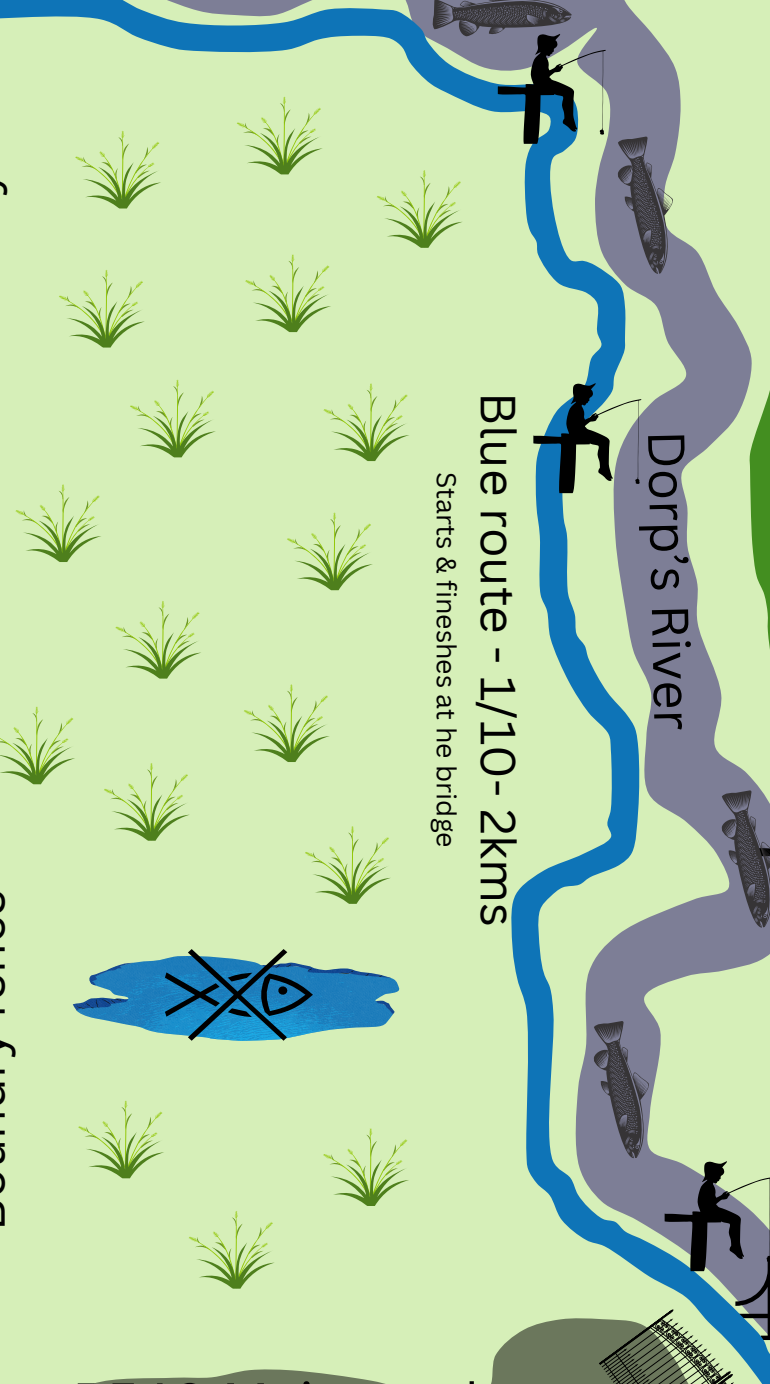
Water tanks

Red route - 7/10- 2km
Starts near the log cabins & ends at the water tanks

Boundry fence

Boundry fence

Dorp's River



Blue route - 1/10- 2kms

Starts & finishes at he bridge

Dorp's River



Main building



Kingfisher dam



Log cabins



The koppies



Malachite dam

Boundry fence

Boundry fence

R540 Main road

Dorp's River

R540 Main road

TROUT RIVER FALLS

Country Lodge